




50



# LIST AND LOCATION OF THE ELECTRICAL HARNESSSES

2	XM 501-00/2	ELECTRICAL INSTALLATION LIST OF THE ELECTRICAL HARNESSSES		50	
REF.	DESCRIPTION		REF.	DESCRIPTION	
AB	ABS		VD	R.H. SIDE TAILGATE	
AL	BATTERY POWER SUPPLY		VG	L.H. SIDE TAILGATE	
AV	FRONT				
BV	GEARBOX CONNECTION				
CD	DISTANCE SENSOR				
CL	CONSOLE				
CN	NEGATIVE CABLE				
CP	POSITIVE CABLE				
EF	BOOT LIGHTING				
EG	GLOVE BOX LIGHTING				
FP	PARKING BRAKE				
GC	HEATING SYSTEM				
GI	WINDSCREEN WASHER JET				
HY	HYDRAULICS				
JN	INJECTION				
LD	R.H. FRONT WING				
MC	ENGINE, SUPPLEMENTARY HARNESS				
MT	ENGINE				
PA	DASHBOARD, ADDITIONAL HARNESS				
PB	DASHBOARD				
PC	DRIVER'S DOOR				
PD	R.H. REAR DOOR				
PG	L.H. REAR DOOR				
PL	INTERIOR LAMP				
PP	PASSENGER'S DOOR				
RD	R.H. REAR				
RG	L.H. REAR				
RT	RADIO TELEPHONE				
SB	SUSPENSION, FRONT SUBFRAME SECTION				
SC	DRIVER'S SEAT				
SD	R.H. REAR SEAT				
SG	L.H. REAR SEAT				
SH	HYDRACTIVE SUSPENSION				
SL	AUTO./MAN. GEARBOX SELECTOR LEVER				
SM	SUSPENSION, ENGINE SECTION				
SP	PASSENGER'S SEAT				
TO	SUN ROOF				
UD	R.H. BRAKE PAD WEAR				
UG	L.H. BRAKE PAD WEAR				



50

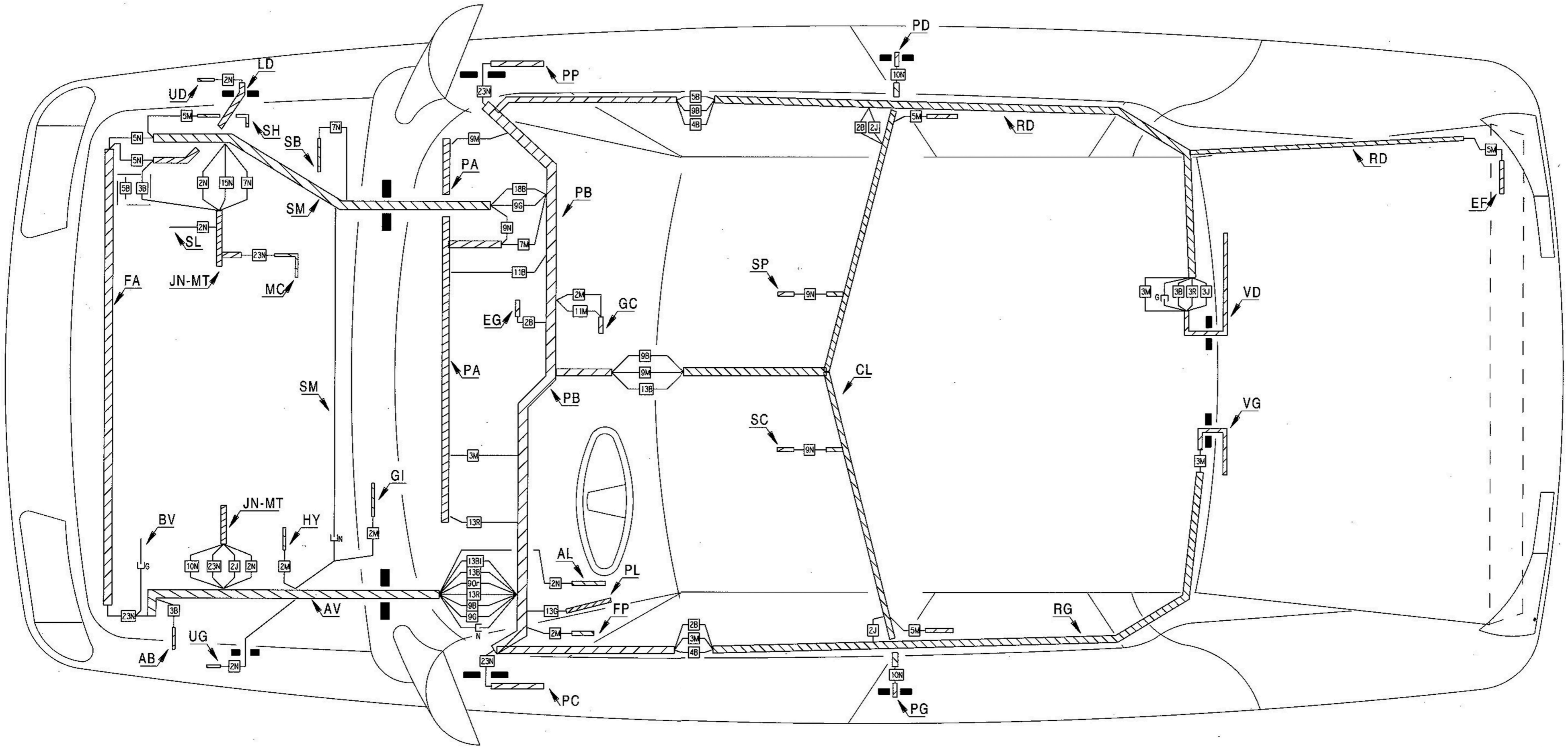
XM  
501-00/2

4

5

XM  
501-00/2

50



501 00/2

1 2 3 4 5 6 7 8 9 10 11 12 13 14 15 16 17 18 19 20 21 22 23 24 25 26 27 28 29 30 31 32 33 34 35 36 37 38 39 40 41 42 43 44 45 46 47 48 49 50 51 52 53 54 55 56 57 58 59 60 61 62

501 00/2



50



XM  
501-00/2a

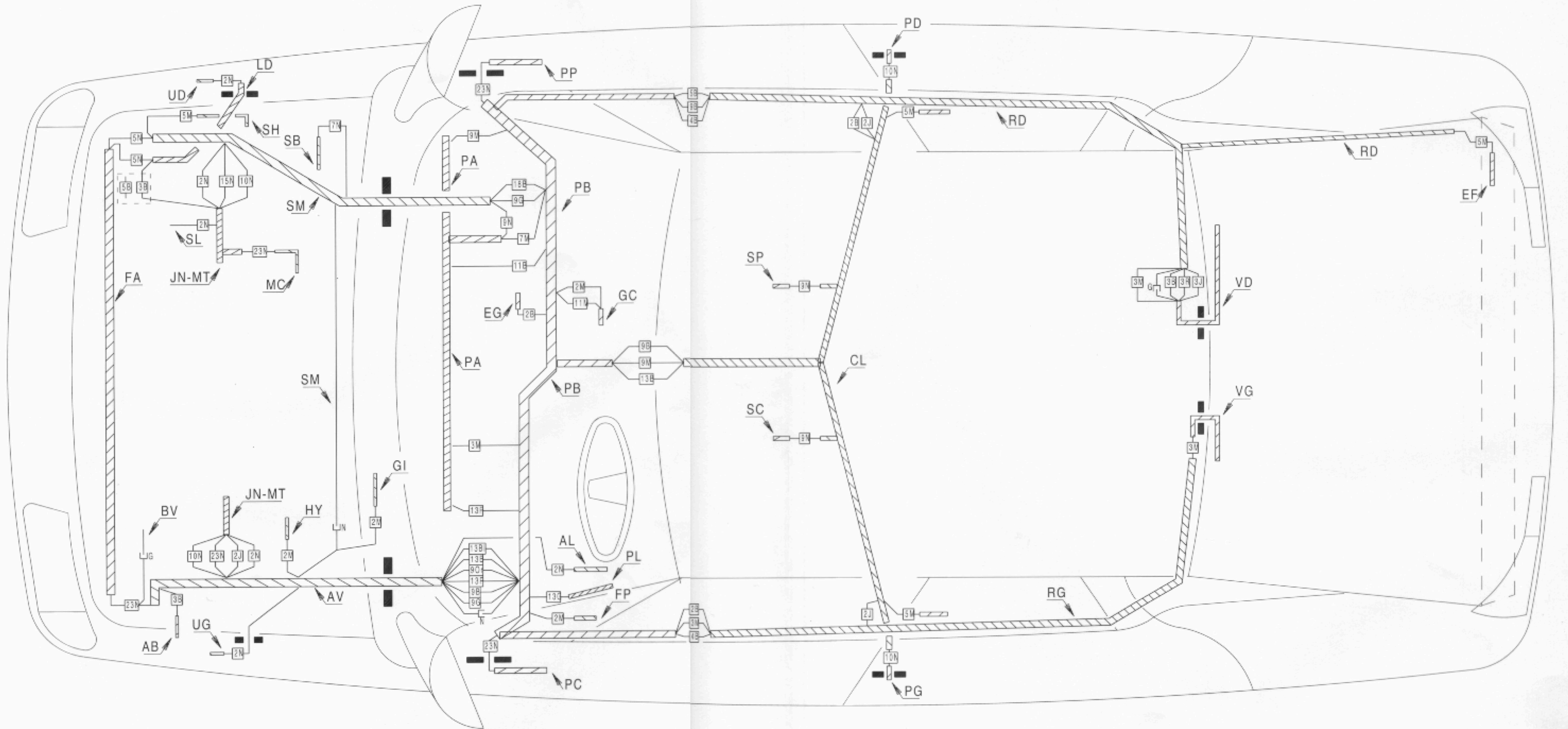
4

5

XM  
501-00/2a



50





50




XM  
501-00/2b

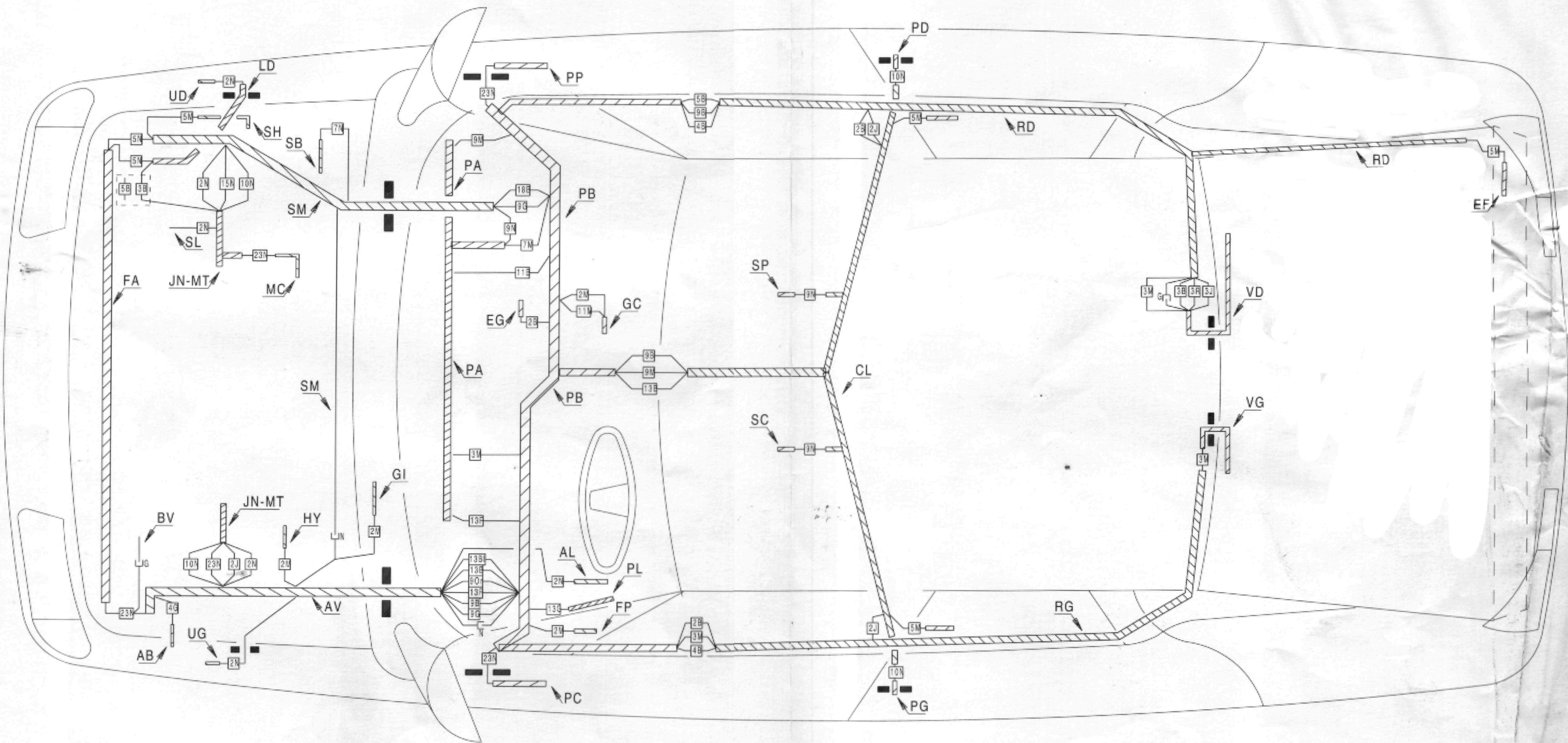
4

5

XM  
501-00/2b



50



501-00/2b





50

XM  
501-00/2d

4

5

XM  
501-00/2d

50

