




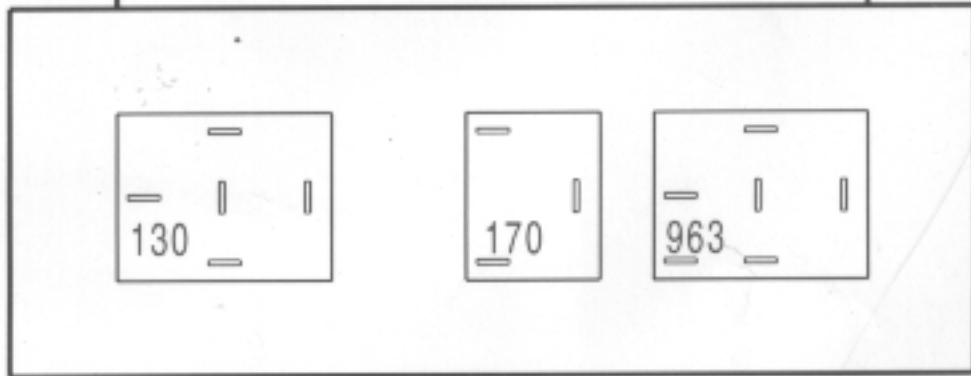
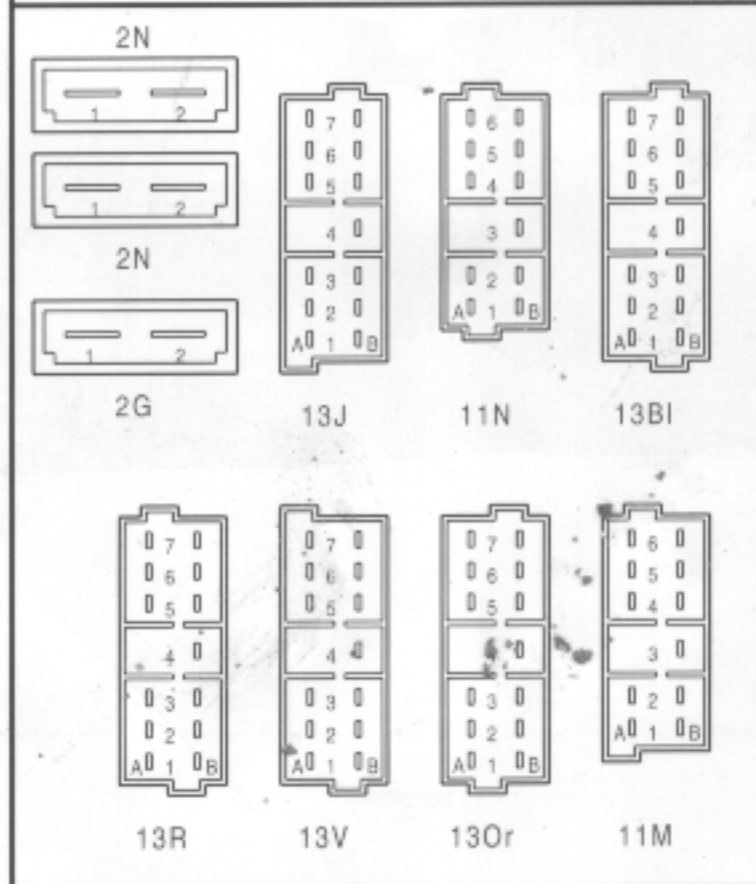
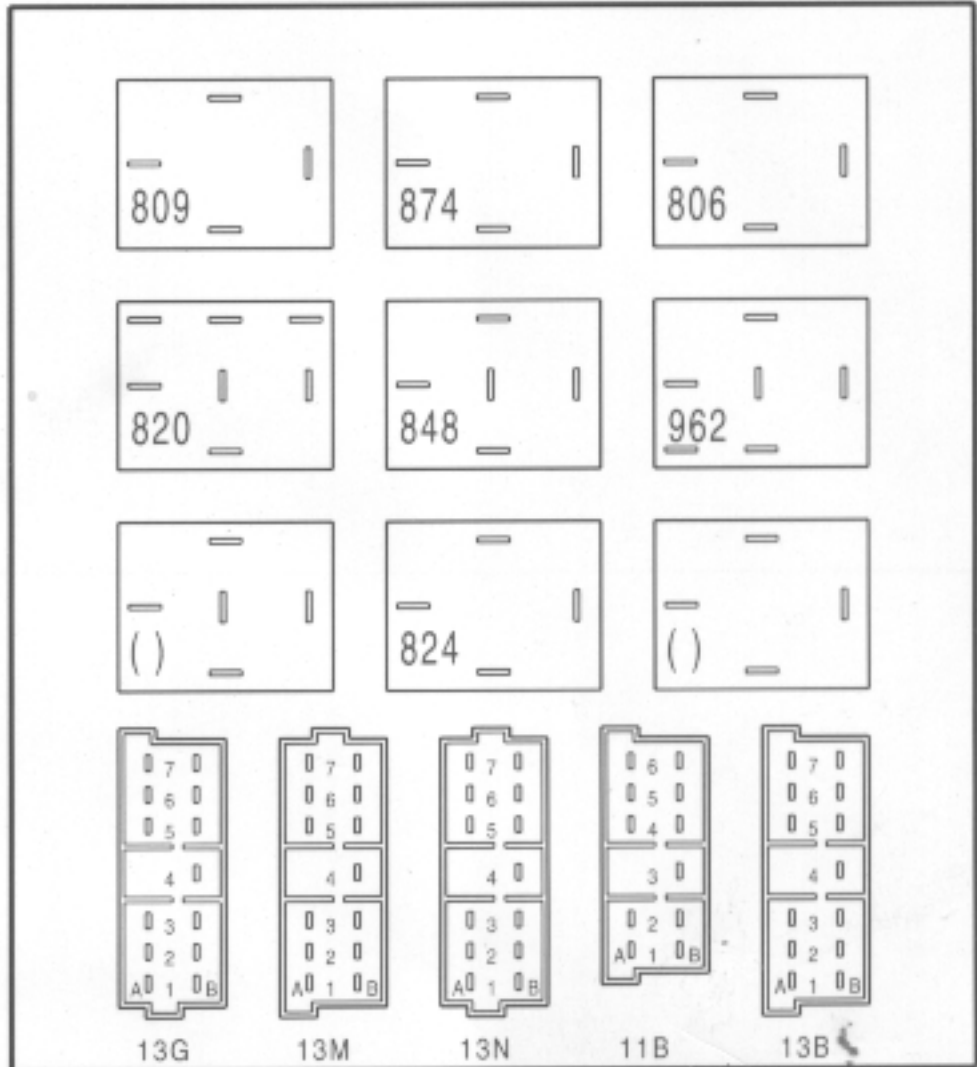
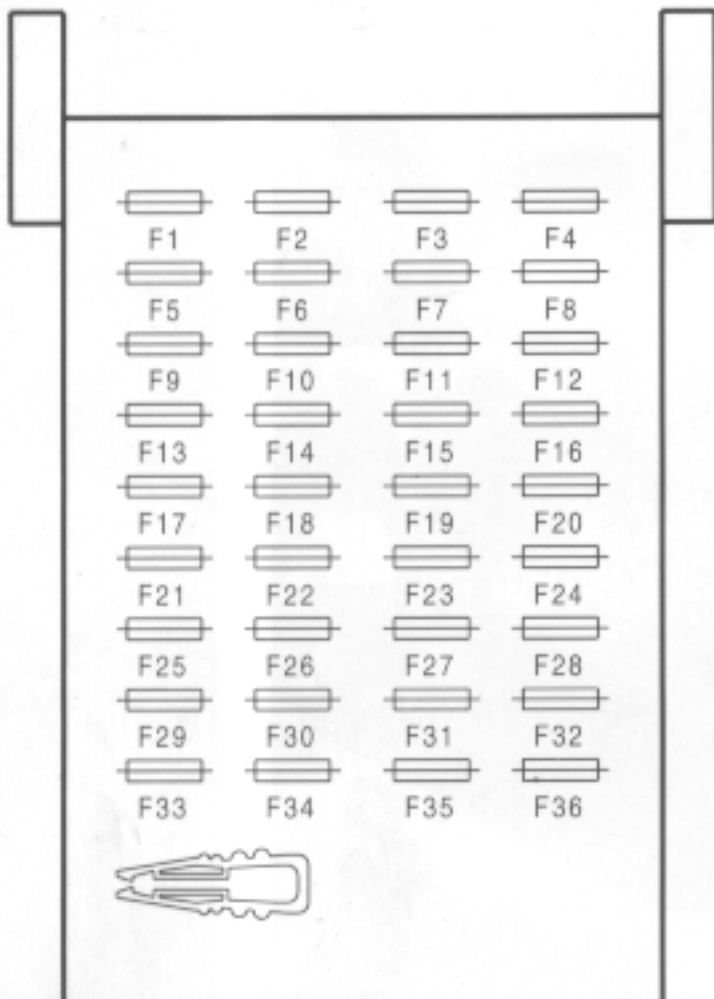
50



89-536



52



50

www.WorkshopManuals.co.uk

XM
502-00/1a

4

5

XM
502-00/1a

www.WorkshopManuals.co.uk

50

The main wiring diagram illustrates the electrical system for the XM 502-00/1a. It features a central power rail connected to a battery (+) and ground (-). The system is divided into several sections:

- Fuse Boxes:** A series of fuse boxes (F 19, F 23, F 5, F 1, F 2, F 9, F 13, F 28, F 32, F 36, F 29, F 26, F 25, F 34, F 31, F 21, F 35, F 30, F 33, F 27, F 22, F 17) are connected to the power rail. Each fuse box contains multiple fuses, each labeled with a code (e.g., 130r A6, 13R B7, 13M A3, 13M A1, 13J B1, 11N A1).
- Relays and Switches:** Several relays and switches are shown, including 130, 962, 170, 809, 874, 806, 820, and 824. These are connected to various components and terminal blocks.
- Terminal Blocks:** Terminal blocks 13J A1, 13J B2, and 13J A2 are shown at the bottom of the diagram, connected to the main power rail.

This diagram shows the wiring for components 11M B1, 11M B2, 11M A1, 130r B2, 130r B5, 13V A1, 11M B4, 11M B5, 11M B6, 11M B3, 13V A7, and 13V A6. It includes fuse boxes F 4, F 8, F 7, F 3, F 11, F 15, F 6, F 16, F 20, F 24, F 12, F 10, F 18, and F 14. The components are connected to a common power rail.

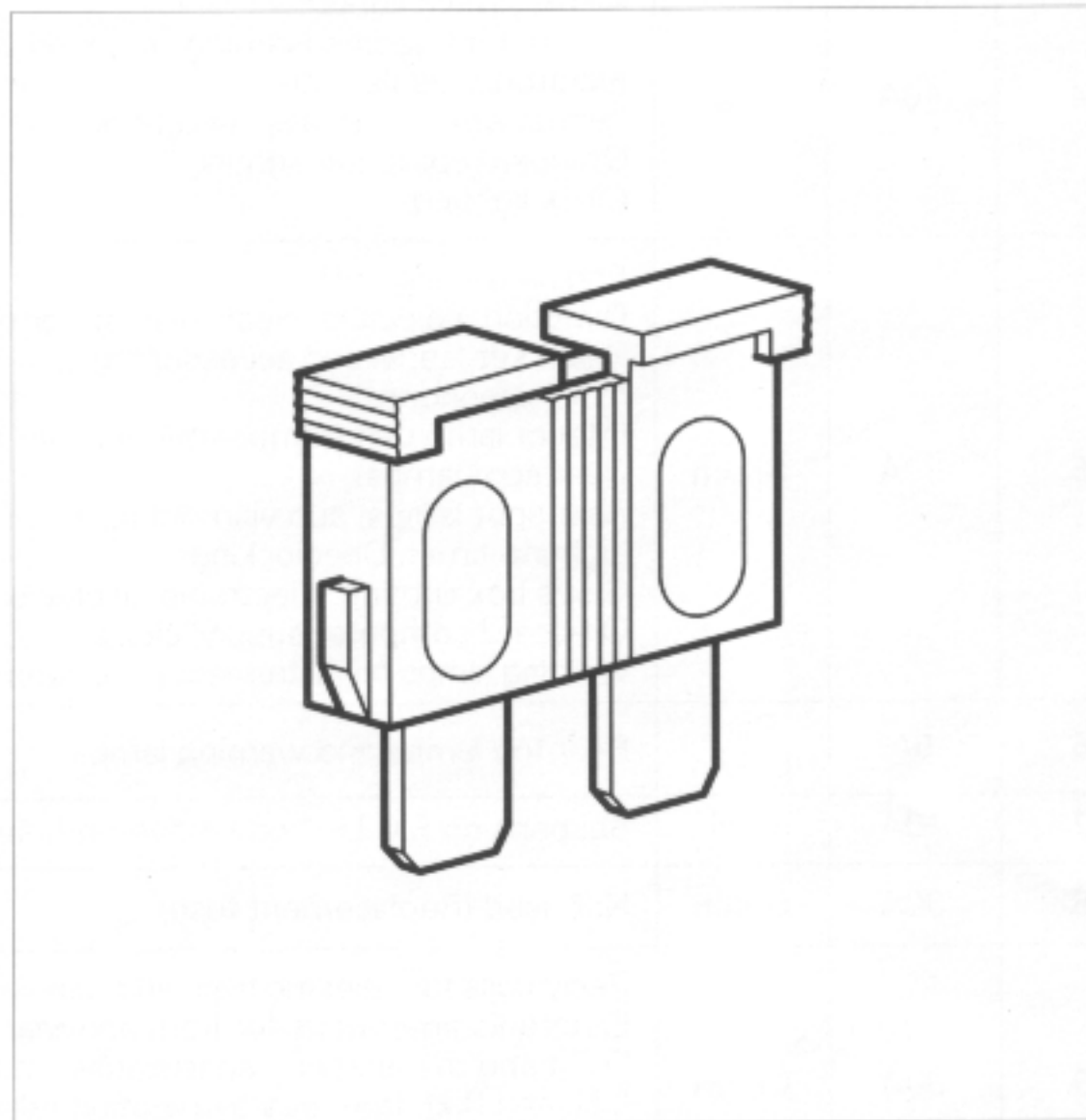
This diagram shows the wiring for components 963 and 848. It includes terminal blocks 13V B6, 13V B5, 11B B2, 13V B7, 11B B1, 13B1 A5, 13M B1, 13G B4, 13G A7, 13G B7, 13G B6, 13G B5, 13M A5, 13B B7, 13B A2, 13B A3, 13B B4, 13B A5, 13B A6, 13B A7, 13M B6, 13M A5, 13G B2, 13M B5, 13M A6, and 13M A7. The components are connected to a common power rail.

502-001a

1 2 3 4 5 6 7 8 9 10 11 12 13 14 15 16 17 18 19 20 21 22 23 24 25 26 27 28 29 30 31 32 33 34 35 36 37 38 39 40 41 42 43 44 45 46 47 48 49 50 51 52 53 54 55 56 57 58 59 60 61 62



50





1° JUNCTION BOX

SUPPLY	FUSES			PROTECTED CIRCUITS
	No	Rating	Colour	
+ Accessories	1	10A	Red	Anti-lock brake system.
	2	10A	Red	Stop lamps and brake pad wear warning lamp, cruise regulation. Water temperature control unit. Hydraulic system audible warning.
	3	10A	Red	Air conditioning, heated rear screen, heated seats, heated rear view mirrors relays.
Side and tail lamps	4	10A	Red	Alarm switch lighter. Side and tail lamps warning lamps on instrument panel. Electronic display lighting. Instrument cluster display lighting. On-board computer lighting. Clock lighting.
+ Accessories	5	30A	Green	Engine turning relay. Direction indicators. Rear view mirror operation. Radio set (aerial and accessories...), radio-telephone. Interior lamp unit (temperature sensor turbine and centre and front spot lamps). Rear spot lamps, sun visor mirror lighting. Lighting timer. Deadlocking. Glove box lighting. Electronic display unit. On-board computer supply, clock. Warning lamps on instrument panel strip for : battery charging.
Rear fog lamps	6	5A	Dark brown	Rear fog lamps and warning lamp.
	7	10A	Red	Suspension E.C.U., body movement sensor.
	8	30A	Green	Not used (Replacement fuse).
+ Accessories	9	30A	Green	Relay coils for : electric front and rear windows, sun-roof. Electronic timer units for front and rear screen wipers. Front and rear screen wiper/washer motors. L.H. and R.H. front seats operation relay coils. Lights-on audible warning. Electric cooling fan relay coils (slow speed).
Side and tail lamps	10	5A	Dark brown	Illumination for switches of : rear locking functions, electric window, armrest operation, cruise control, car radio, cigar lighter, ashtray, radio set. Instrument cluster lighting. Illumination for switches of : front and rear foglamps, screen washer, rear screen wiper, heated rear screen, hazard warning device, interior lamp, suspension, sun-roof, air conditioning control, air conditioning. Side lamps and rear number plate lamp. Headlamp washer relay. Lights-on audible warning.
Electronic display unit	11	5A	Dark brown	Display unit language.
	12			No fuse.



50



SUPPLY	FUSES			PROTECTED CIRCUITS
	No	A	Colour	
+ Battery	13	10A	Red	Hazard warning device.
Side lamps	14	5A	Dark brown	R.H. tail lamps.
Electronic display unit	15	5A	Dark brown	Display unit language.
	16			No fuse.
+ Battery	17	30A	Green	Heated rear seats and seat backrests.
Side lamps	18	5A	Dark brown	L.H. tail lamps.
	20			No fuse.
Side lamps	21	15A	Blue	Front and rear fog lamps and warning lamps.
+ Battery	22	30A	Green	Radio telephone. Anti-theft horn. Deadlocking control unit. Remote control deadlocking control unit.
+ Ignition	23	15A	Blue	Speed sensor. Interior lamp lighting timer. Coolant level control unit. Automatic gearbox. Reversing lamps, alarm siren. Coils for refrigeration compressor cut-off relay, lighting timer and day time lamps. Engine water temperature, alarm and rear view mirror setting E.C.U.s. Instrument clusters : tachometer and oil temperature gauge, water temperature gauge, electronic system supply, road wheel ABS. Warning lamps on instrument panel strip for : hydraulic system, stoplamp, engine oil pressure, water temperature, engine and screen washer reservoir water level, , engine failure, parking brake, water-in-fuel filter, catalytic converter overheat, engine oil temperature, engine oil level, water temperature pre-warning, driver's seat belt locking.
	24			No fuse.
+ Battery	25	30A	Green	Sun roof.
+ Battery	26	20A	Yellow	Not used (replacement fuse).
+ Battery	27	20A	Yellow	On-board computer memory, clock. Instrument cluster electronic system. Doors and boot sill lightings. Interior lamps and interior lamp timer units. Horns.
+ Battery	28	30A	Green	Passenger's front seats operations.
+ Battery	29	30A	Green	Driver and passenger's electric front windows. Rear view mirrors operation control unit.
+ Battery	30	30A	Green	Driver's seat operations.
+ Battery	31	30A	Green	Electric rear windows. Anti-pinch electric front window.
+ Battery	32	30A	Green	Headlamp washer pump.
+ Battery	33	30A	Green	Heated rear screen and heated rear view mirrors.



SUPPLY	FUSES			PROTECTED CIRCUITS
	No	A	Colour	
+ Battery	34	30A	Green	Water temperature control unit. Central door locking control unit. PLIP remote control control unit. Hydractive suspension system. Alarm. Burglar alarm relay coil. Burglar alarm warning lamp.
+ Battery	35	30A	Green	Front heated seats. Front centre armrest adjusting motor. Cigar lighter.
+ Battery	36	30A	Green	Cigar lighter. Car radio memory.