

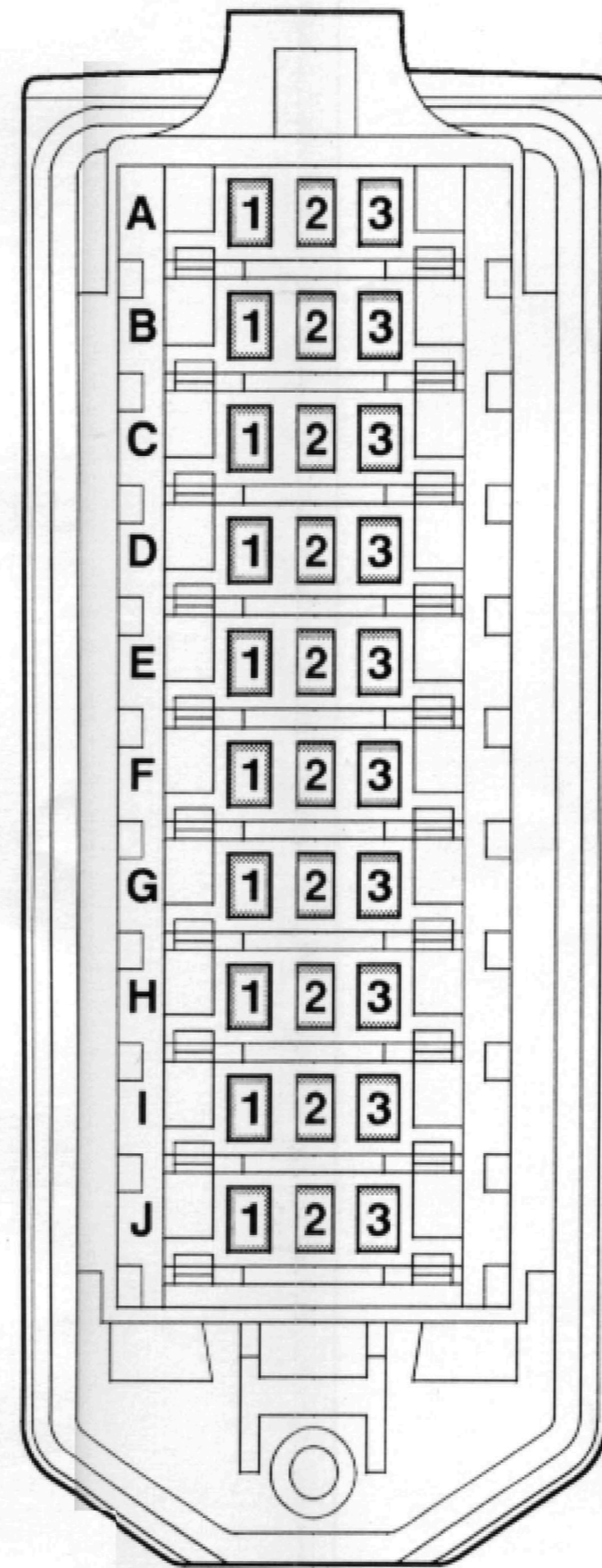
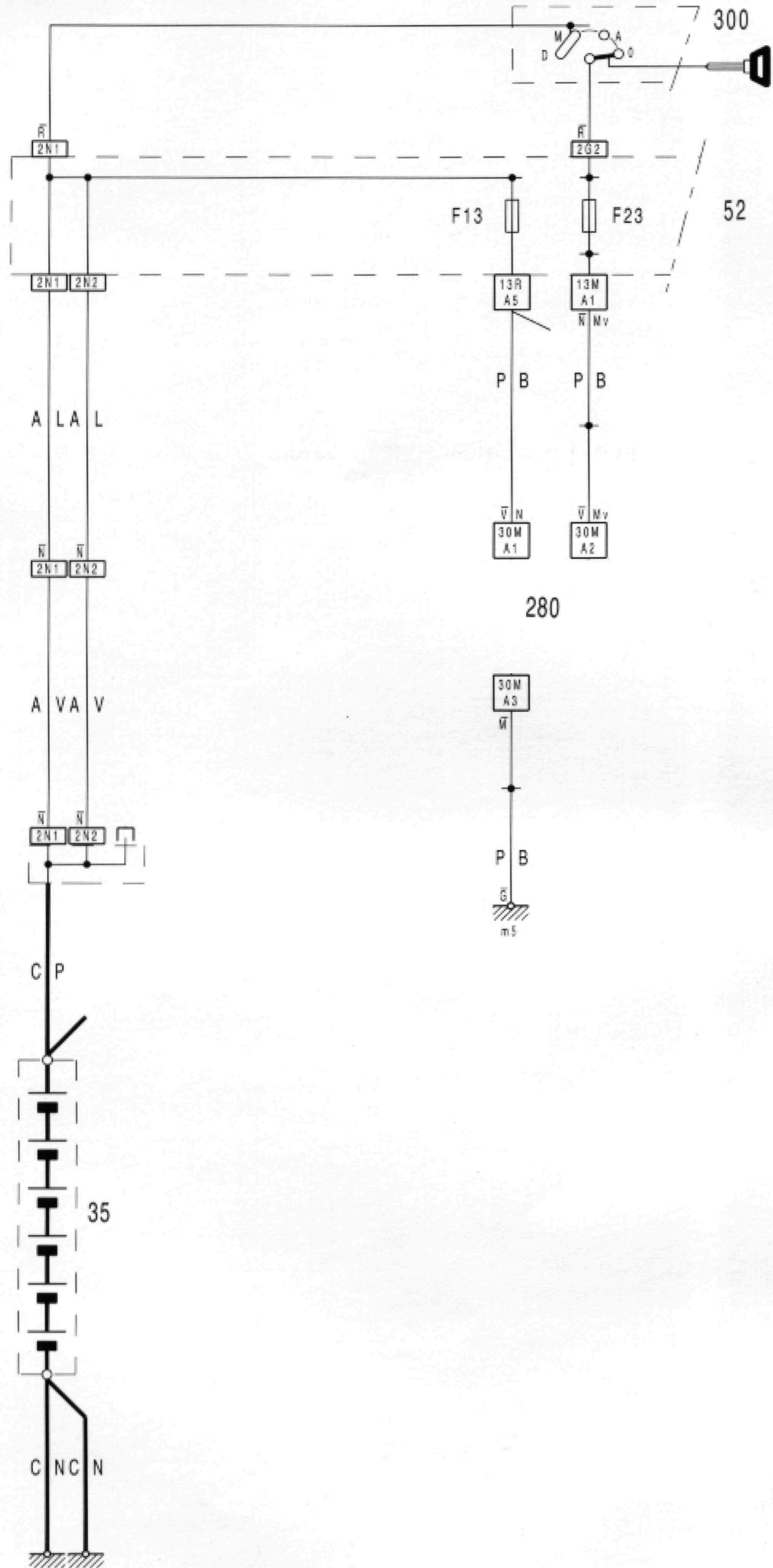


50



# DIAGNOSIS





### DIAGNOSTIC SOCKET

- A1 + Permanent
  - A2 + After ignition switch
  - A3 Earth
- } Electrical supply tester (4A max.)
- B1 Tachometer signal / - TDC Diesel sensor
  - B2 TDC Diesel sensor screening
  - B3 Tachometer signal / + TDC Diesel sensor
- C1 Engine testing (line ISO bus K)
  - C2 Engine testing (line ISO bus L)
  - C3 Engine testing (coded bursts outlet connection)
- D2 Pyrotechnic seat belt
  - D3 Engine running information
- E1 Road wheel ABS
  - E2 Variable suspension
- F1 Air conditioning
- H3 Deadlocking
- I1 Rear view mirror control
  - I2 Alarm



50



XM  
503-00/1a

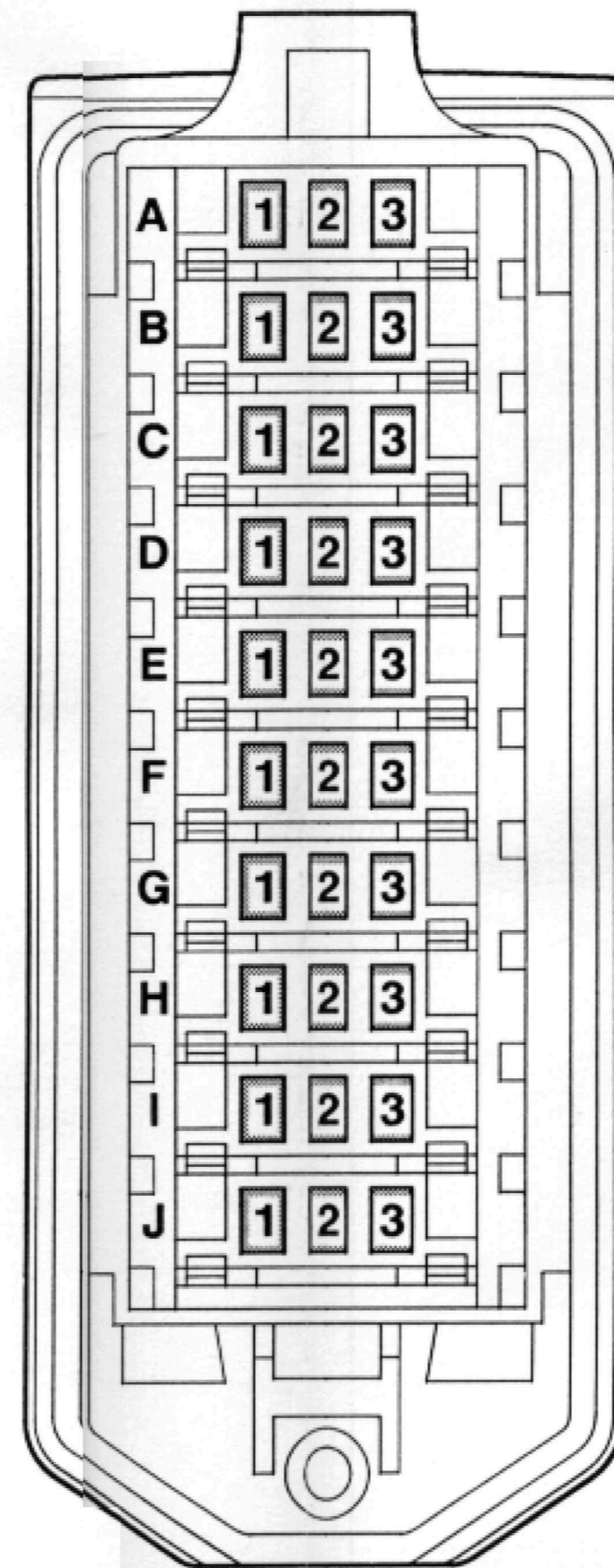
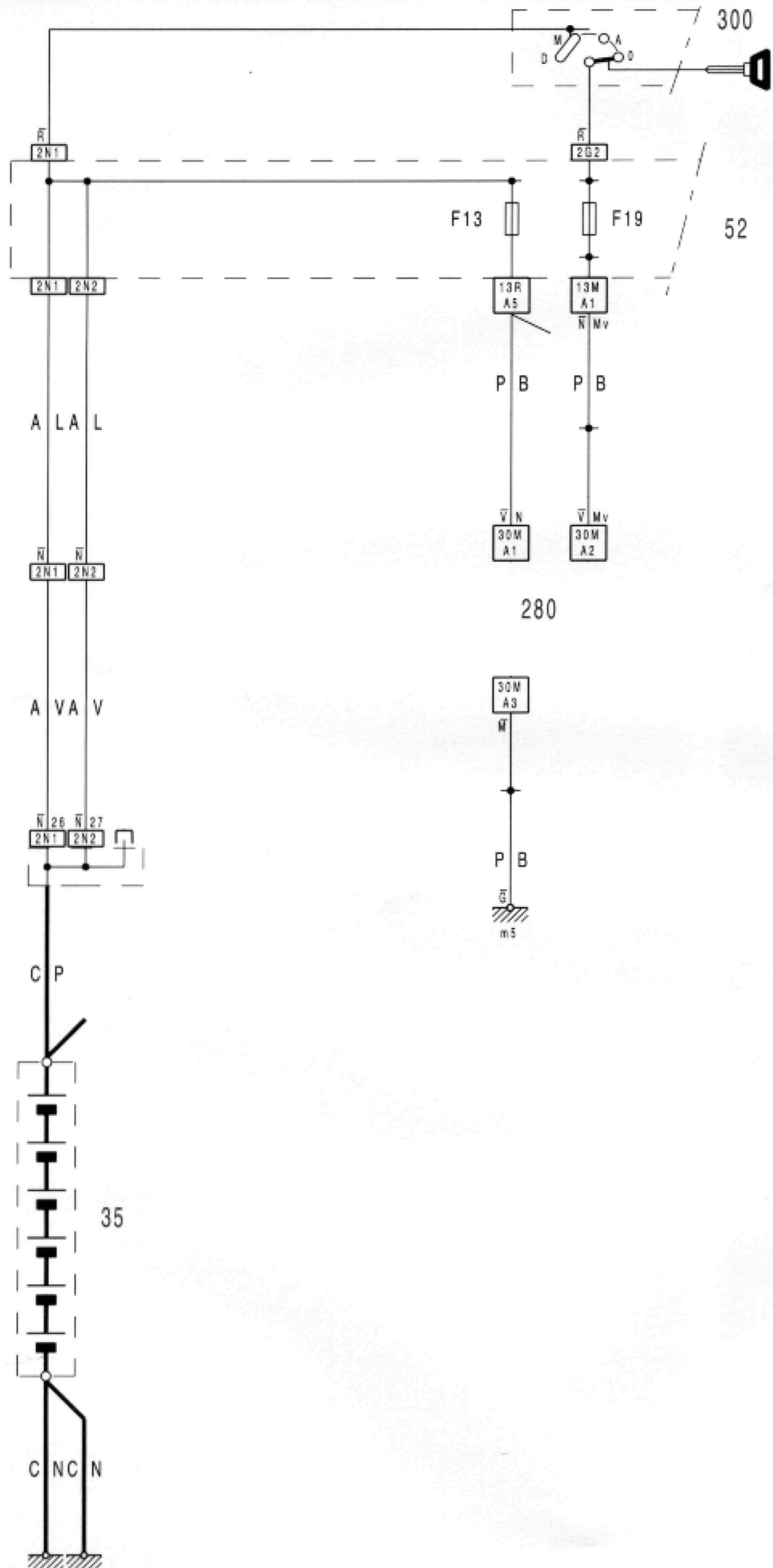
2

3

XM  
503-00/1a



50




### DIAGNOSTIC SOCKET

- A1 + Permanent
  - A2 + After ignition switch
  - A3 Earth
- } Tester supply socket (4A max.)
- B1 Tachometer / - TDC sensor signal (Diesel)
  - B2 TDC sensor screening (Diesel)
  - B3 Tachometer / + TDC sensor signal (Diesel)
  - C1 Engine testing (line ISO bus K)
  - C2 Engine testing (line ISO bus L)
  - C3 Engine testing (coded bursts outlet connection)
  - D2 Pyrotechnic seat belt
  - D3 Engine running information
  - E1 Road wheel ABS
  - E2 Variable suspension
  - F1 Air conditioning
  - H3 Deadlocking
  - I1 Rear view mirror control
  - I2 Alarm
  - I3 Coded anti-theft device



50



XM  
503-00/1c

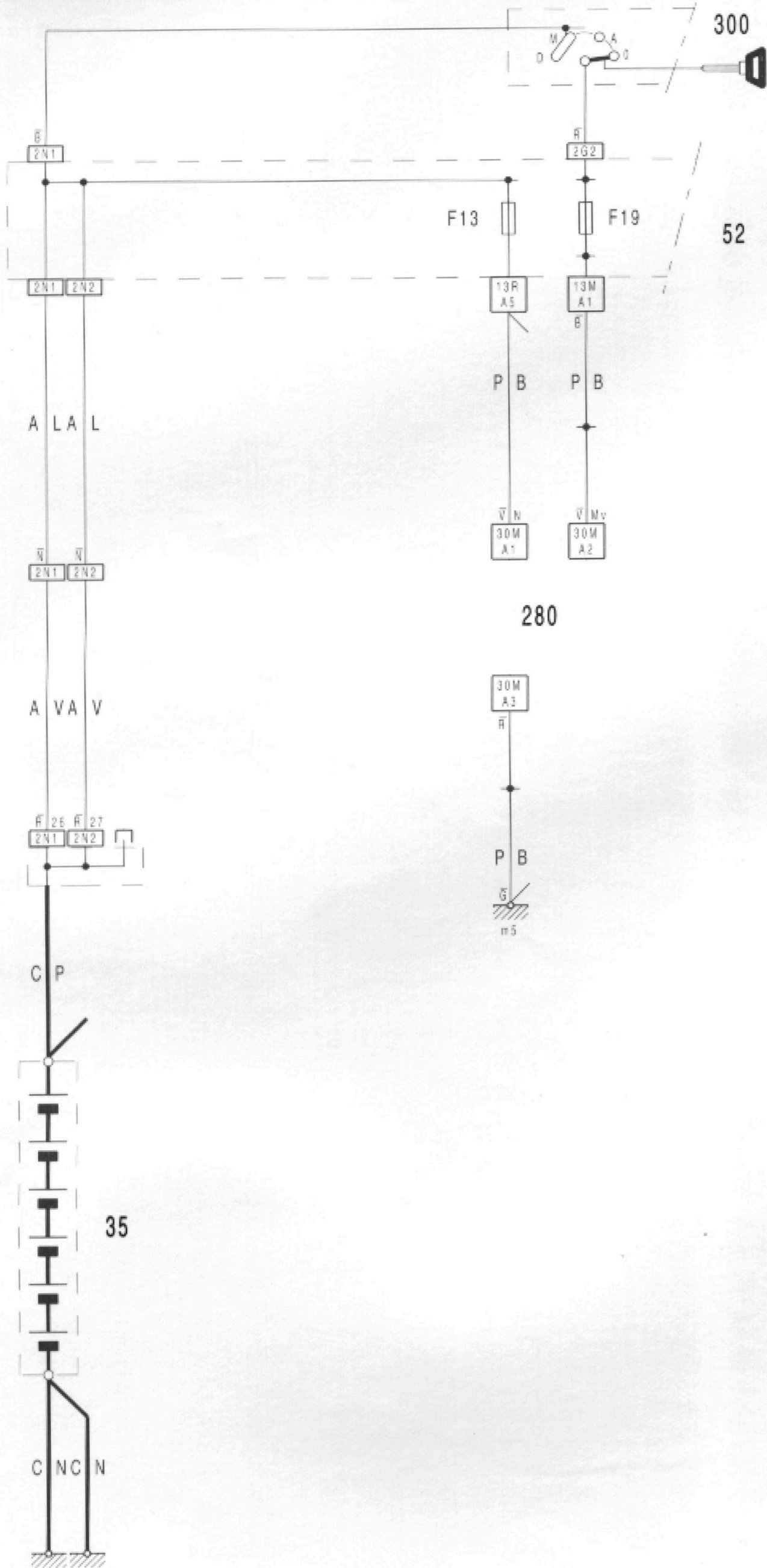
2

3

XM  
503-00/1c



50



### DIAGNOSTIC SOCKET

- |    |  |   |
|----|--|---|
| A1 | + Permanent                                      | } Electrical supply tester<br>(4A max.) |
| A2 | + After ignition switch                          |   |
| A3 | Engine earth                                     |   |
| B1 | - TDC sensor (diesel)                            |   |
| B2 | Body earth                                       |   |
| B3 | Tachometer signal / + TDC sensor (diesel)        |   |
| C1 | Engine testing, line K ISO bus                   |   |
| C2 | Engine testing, line L ISO bus                   |   |
| C3 | Supply to engine testing warning lamp            |   |
| D1 | GMV1/BITRON control unit testing : reading       |   |
| D2 | Seat belt pre-tensioner test                     |   |
| D3 | Engine running supply relay control              |   |
| E1 | ABS/traction control auto-diagnostic             |   |
| E2 | Variable suspension auto-diagnostic              |   |
| E3 | Power assisted steering auto-diagnostic          |   |
| F1 | Air-conditioning auto-diagnostic                 |   |
| F2 | Seats with memory auto-diagnostic                |   |
| F3 | Airbag auto-diagnostic                           |   |
| G1 | Automatic gearbox/piloted clutch auto-diagnostic |   |
| G2 | Rear wheel steering auto-diagnostic              |   |
| G3 | Piloted differential auto-diagnostic             |   |
| H1 | Cruise control auto-diagnostic                   |   |
| H2 | Trip computer auto-diagnostic                    |   |
| H3 | Deadlocking auto-diagnostic                      |   |
| I1 | Rear view mirrors control auto-diagnostic        |   |
| I2 | Alarm auto-diagnostic                            |   |
| I3 | Coded anti-theft device auto-diagnostic          |   |
| J1 | Multiplex auto-diagnostic                        |   |
| J2 | Reserved   |   |
| J3 | Reserved   |   |

